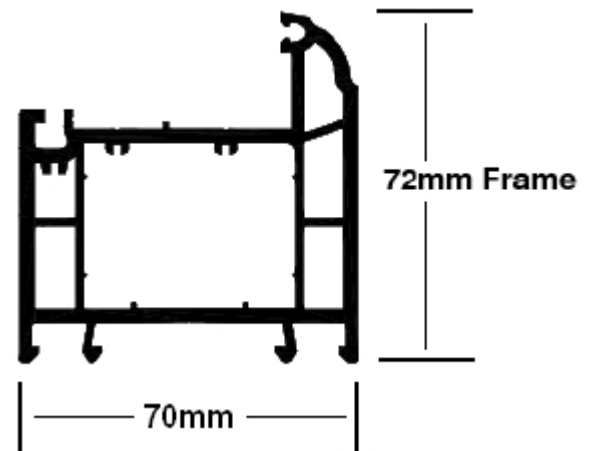
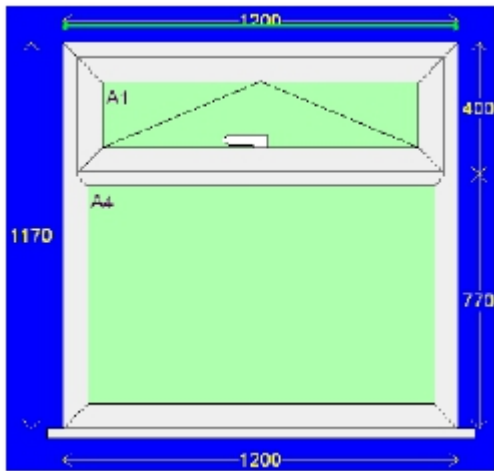


'C' Rated Rehau Upvc Window



Rehau Edge 70mm window systems make your home more attractive and comfortable, and, if you choose the right style for your property, they can also add great value.

To achieve a **C Rating** with our profile we will use a 70mm Frame section, the benefits of this are;

- 70 mm depth allows for the replacement of 3" timber frames with less trimming up.
- Triple chambered profiles ensure good thermal insulation.
- Security enhanced and approved to BS7950.
- Document L compliant.
- Larger reinforcement chambers allow for additional strength/rigidity when necessary.
- Hardware is fixed into steel to improve the technical performance and security of the window.

For the glazing side we can use various specs but the majority will be as follows

The spec of glass is – **4mm Low E /20mm Spacer Bar, Argon Filled/ 4mm Low Iron**

Low E - Is a low emissivity glass which allows free heat from the sun to pass through and bounces back the heat from your radiators, making it easier & more cost effective to keep your house warm.

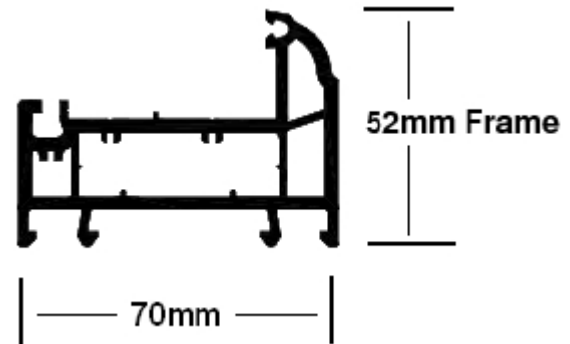
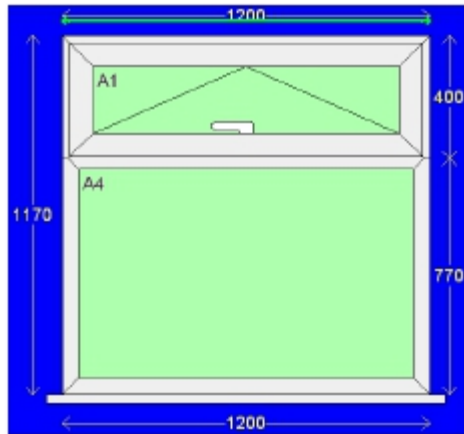
Argon Filling - Is a lesser dense gas than air and enables us to achieve higher thermal performance levels with our double glazed units.

Warm Edge - Is a plastic warm edge spacer bar which enables heating costs to be reduced by up to 5%.

Low Iron - Gives High clarity with a crystal clear appearance; it has a very high light Transmittance of 92% and has a high solar transmittance for solar energy.

Optiwhite glass was originally used in Museum's due to its ultra clear appearance which improved the viewing of artefacts significantly. It is now being used by Aquarium manufacturers worldwide to increase the viewing aspect of beautiful Marine/Tropical fish.

'A' Rated Rehau Upvc Window



To achieve an **A Rated** frame with our profile we must reduce the outer frame from 72mm to 52mm which is known as a Slimline Profile.

The Spec of glass must also change to the following;

4mm Planitherm + /20mm Super Spacer, Argon Filled/ 4mm Diamant

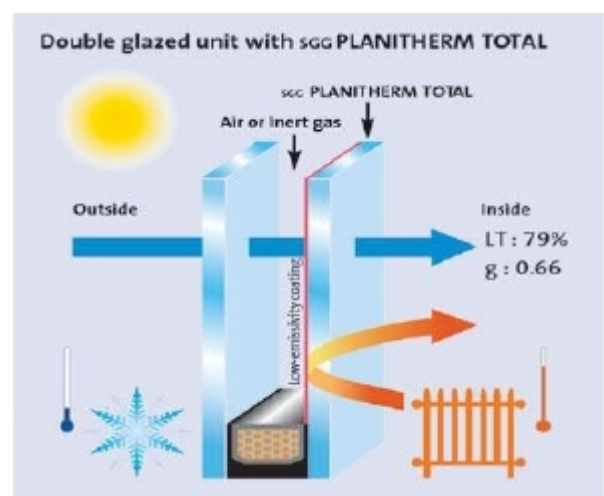
SGG PLANITHERM TOTAL+ - Is one of the most energy efficient glass products available today.

Super Spacer - A non-metal, pre-desiccated, structural foam spacer system that provides maximum condensation resistance, durability and energy performance for windows.

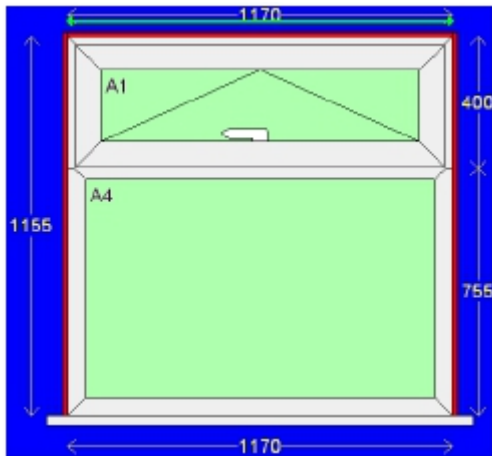
Argon Filling - Is a lesser dense gas than air and enables us to achieve higher thermal performance levels with our double glazed units.

SGG DIAMANT - Is an extra clear glass which is valued for its attractive appearance and optical qualities. The low iron content produces a higher light transmittance and a reduced green tint inherent of other glasses.

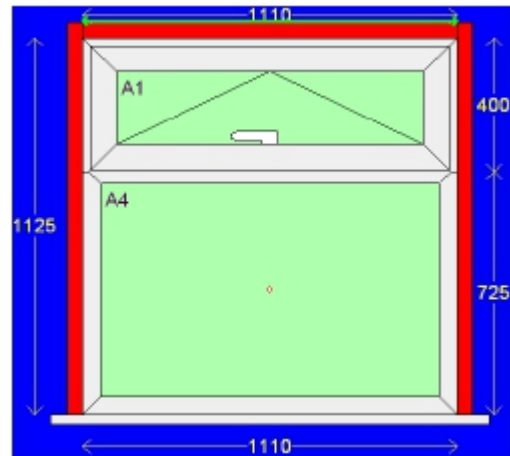
The outside leaf would be **SGG DIAMANT**



Now for the bit that other company's won't tell you



15mm Add-ons



45mm Add-ons

In some cases when a Slimline frame is used, there has to be add-ons added to the frame
(Please note the diagrams above)

This is due to the plaster line on the inside of the building being a smaller measurement than the outside. As when you measure up for a new frame you always measure the outside & inside.

Because all our frames are internally beaded for added security, we must be able to have full access to the beads when fitting or removal of the glass.

The only drawback to this is that the frames viewed from outside with add-ons on, especially the 45mm add-ons can look unsightly to some people & this is what other company's won't tell you until they want their money. Here at Liversidge Windows we believe in telling the customer everything there is to know and all possible pitfalls if any, we will then discuss all available options to help work around any such matters that may arise